

Gotharman's Little deFormer 3



Granular Workstation

Update Manual 15.19

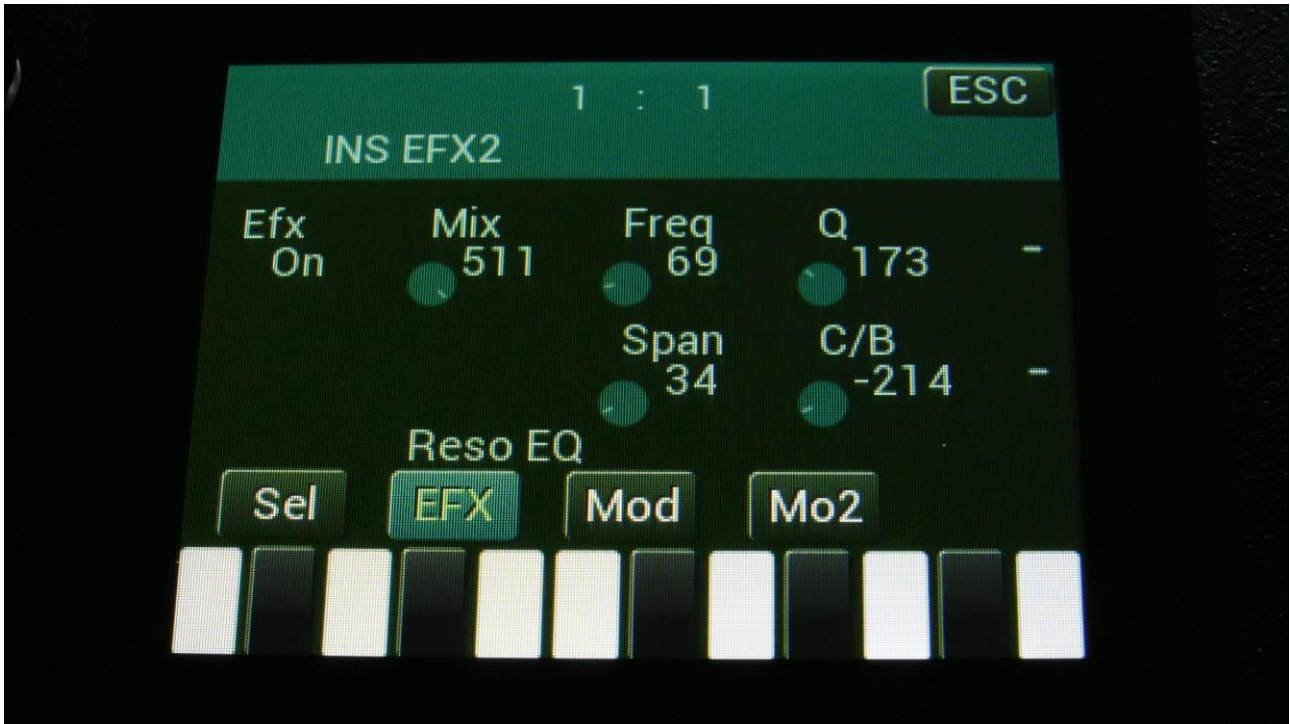
Table of Contents

New Reso EQ Effect!.....	3
New Smooth Dual Tap Mod Delay Effect!.....	4
New Comb Filter!.....	5
New Compressor With Side Chain!	6
Chorus Effect Has Been Optimized.....	7
New Reverb Effect	8
Immediate Preset Change!.....	9
Sequencer Continue/Restart function.....	10
Metronome now only at playback	11
Sequencer Count-In.....	12
Bank Select Touch Buttons	13
Preset Level	14
Parameter Fine Adjust.....	15

New Reso EQ Effect!

A resonant EQ has been added to the effects.

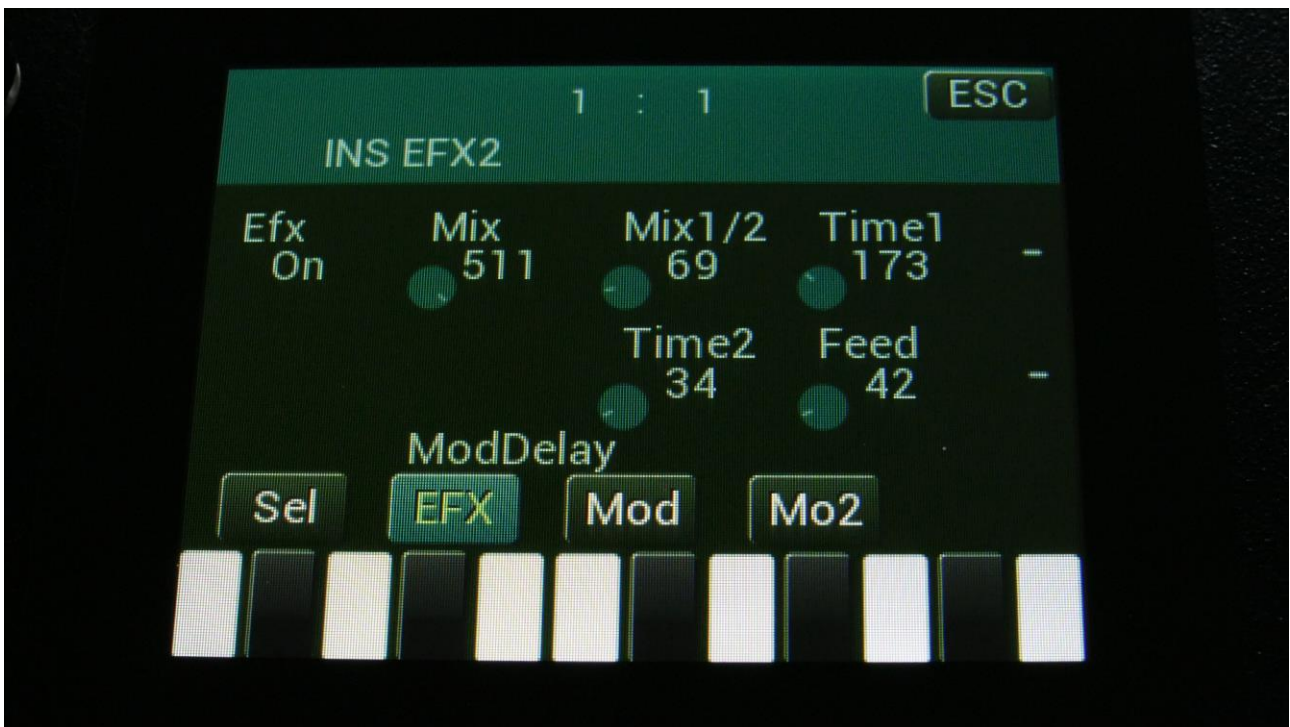
It is a parametric EQ where frequency, cut/boost, frequency span and resonance (Q) can be set. Since the frequency span and Q can be set as 2 different parameters, this EQ has 2 peaks or dips at higher Q settings.



New Smooth Dual Tap Mod Delay Effect!

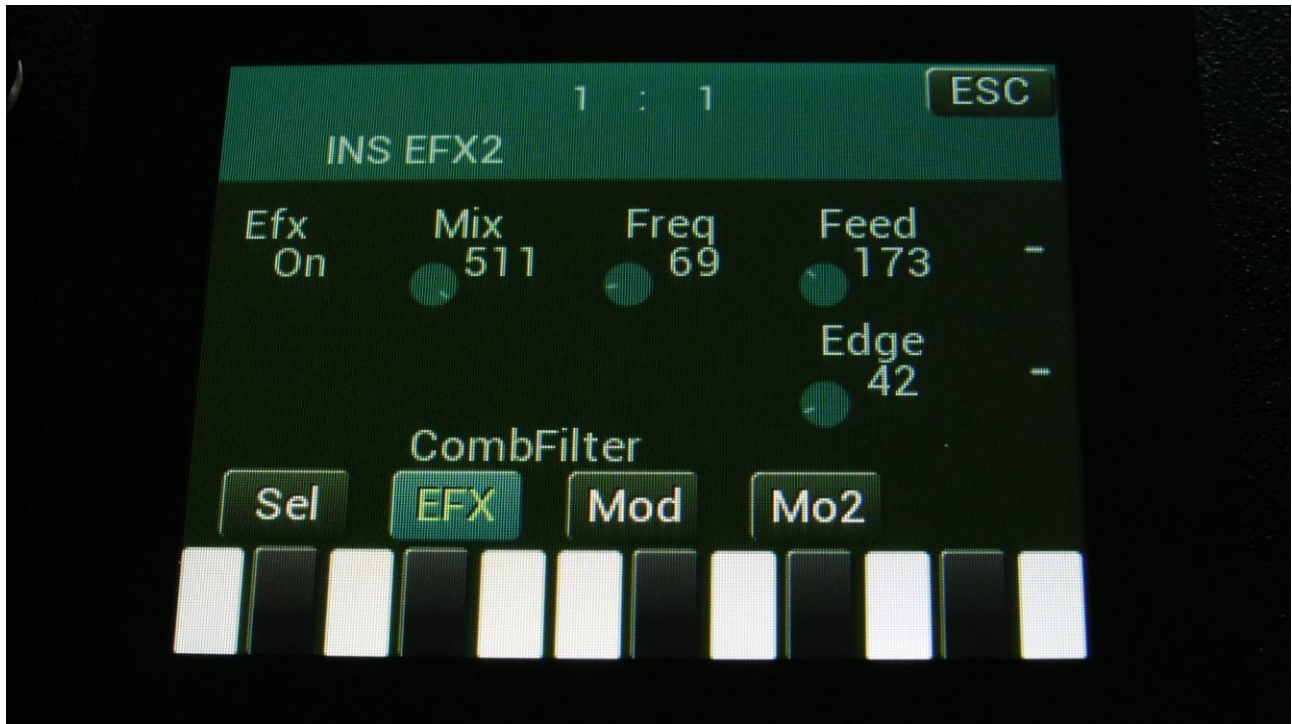
A new dual tap delay effect has been added to both the Insert effects and the Output effects. When you change or modulate the delay times on this, the transition is smooth, and do not generate any clicks.

It is also possible to set different delay times on the 2 taps, and mix between them, manually or via modulation.



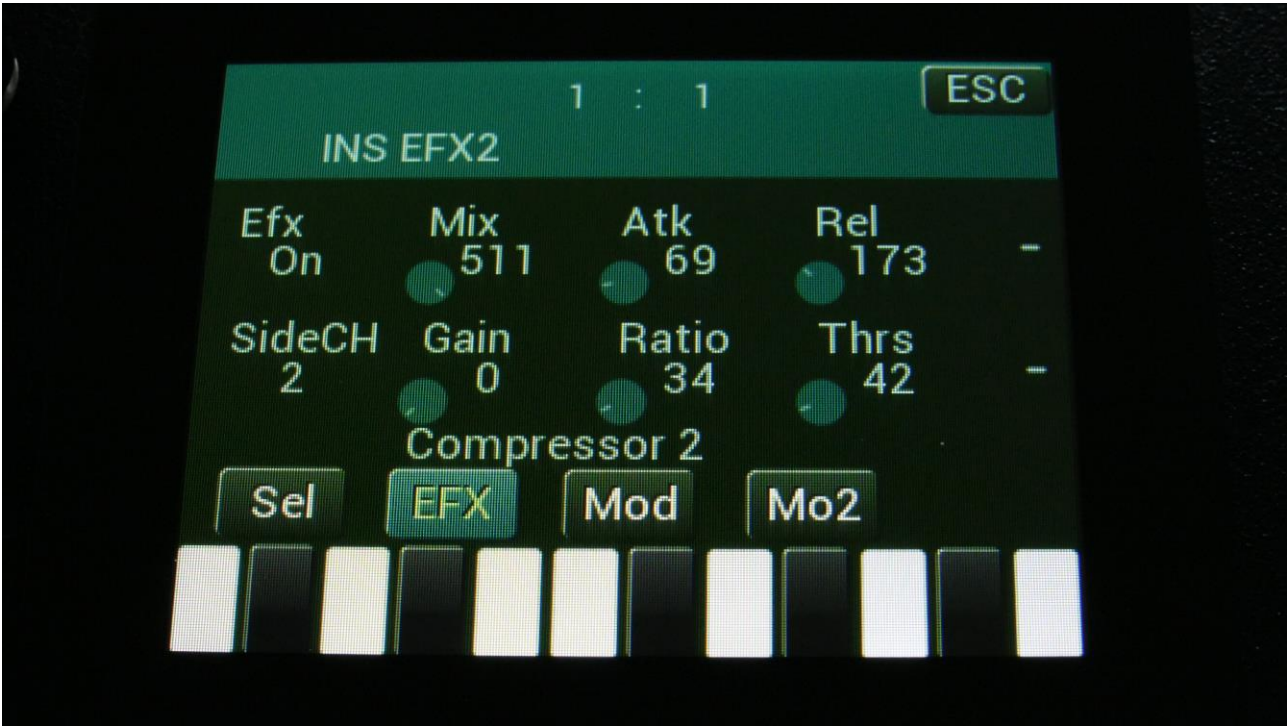
New Comb Filter!

A comb filter has been added to the effects section. A traditional comb filter with frequency and feedback settings, plus an Edge setting, which will add some character and crunchy distortion.



New Compressor With Side Chain!

A new compressor effect has been added, which is easier to use than the first one, and which can be side chained to any audio/modulation source.

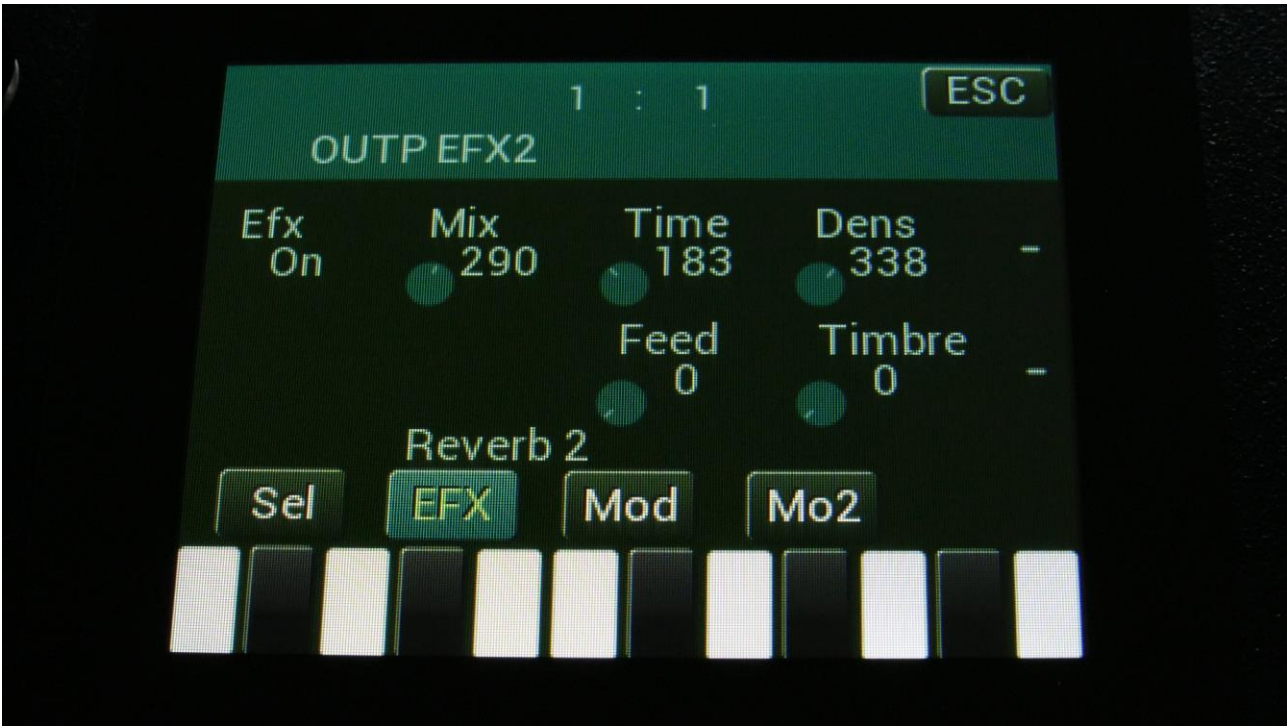


Chorus Effect Has Been Optimized

The Chorus effect has been optimized a bit, so that it is now less clicky.

New Reverb Effect

The reverb effect from Urano and Zaturon has now been included in LD3. This is a bit easier to use, than the original reverb.



Immediate Preset Change!

When, on the Preset Select Page, you have selected a new preset, which is shown as “Next” on the display, and the Play button is flashing, it is now possible to immediately shift to the next preset, by pushing the Play button.

Sequencer Continue/Restart function

Usually when you press the play button, to start the playback of a sequence, Zaturon will start playing back the sequence from the start step.

It is now also possible to make it continue from where it was stopped. To make this happen, touch the new “CONT” button on the Preset/Song select page, so that this turns blue. Touch again, so that it turns black, to make the playback start at the start step again.



Metronome now only at playback

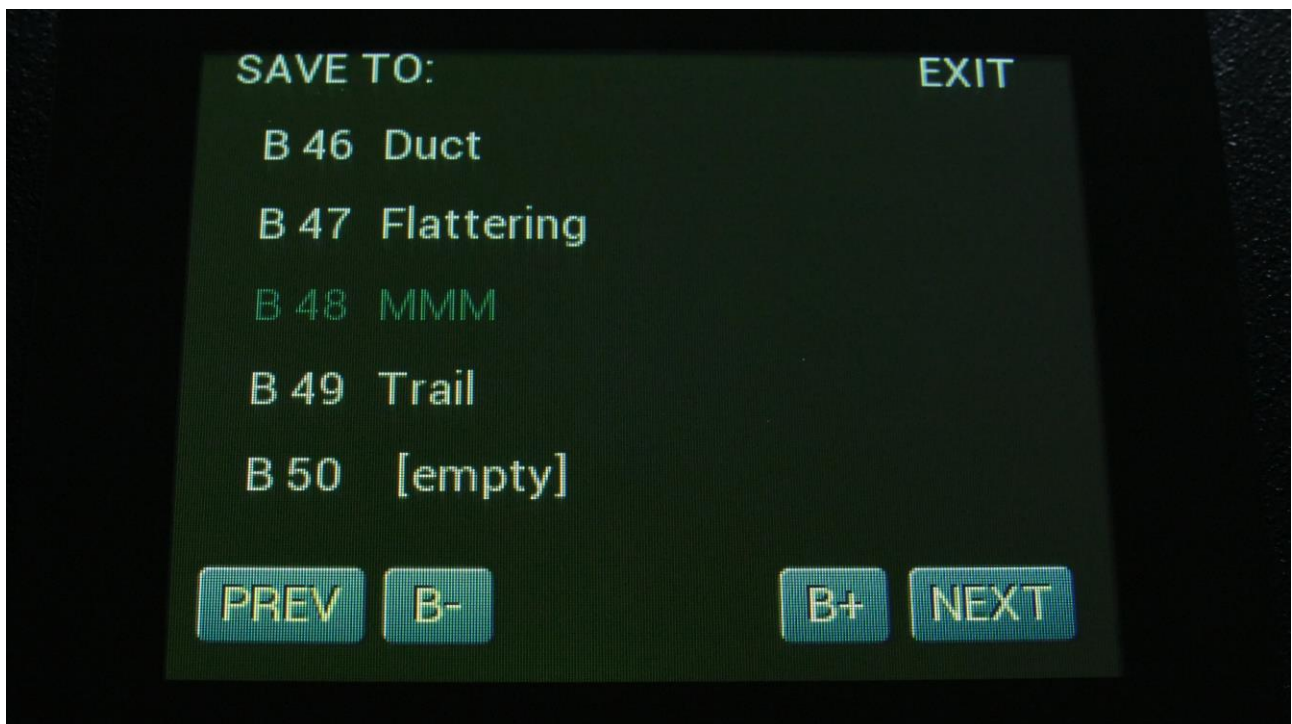
The metronome is now only audible, when the sequencer is playing back.

Sequencer Count-In

The 2 bars sequencer count-in is now only active, when the metronome is on. When the metronome is off, the sequencer will now start recording without any count-in.

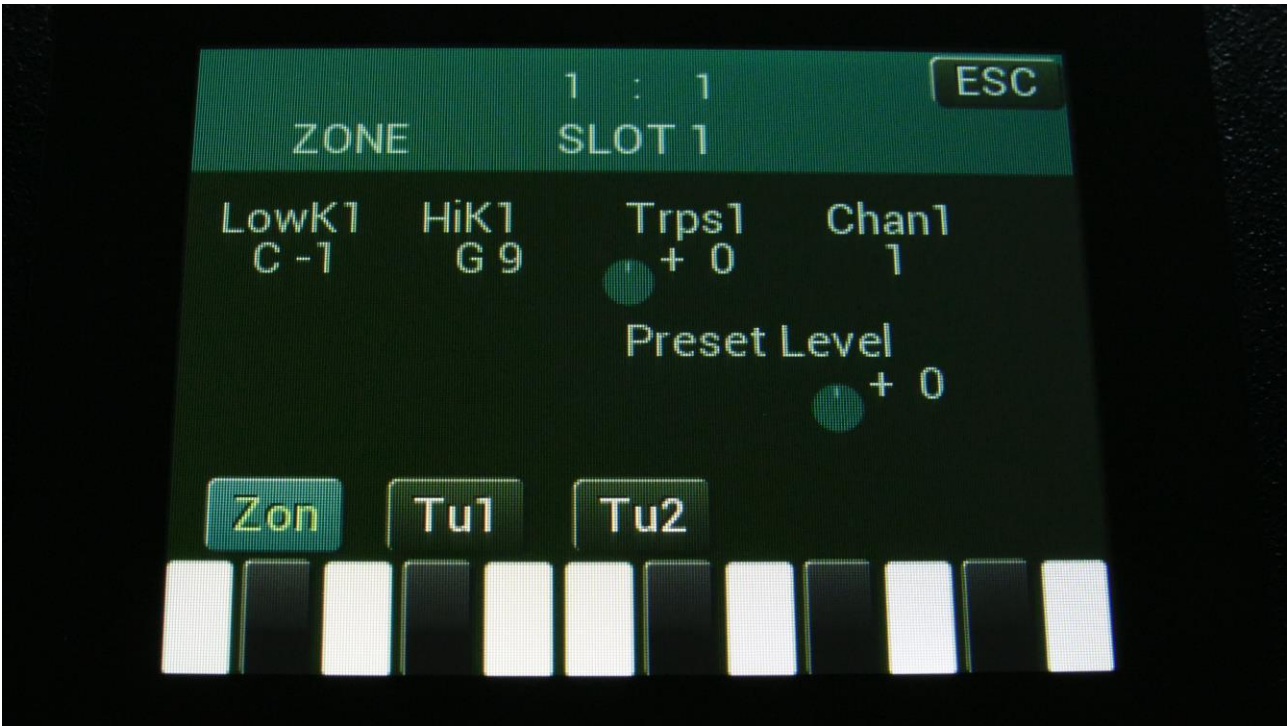
Bank Select Touch Buttons

Bank select buttons (B- and B+) have been added to the preset select, preset save, song select and song save pages, for faster navigation.



Preset Level

A Preset Level parameter has been added on the Zone page, to make it possible to align the levels of several presets.



Parameter Fine Adjust

A parameter fine adjust function has been added. First, adjust the parameter, as you would normally do, with a knob. Then push and hold the Morph Set button, while adjusting the parameter again, using the knob. The parameter will now be adjusted inside a narrow range, and it will be easier to set it at a specific value.

Written by
Flemming Christensen
2023

www.gotharman.dk