

Gotharman's Tiny LD



Granular Workstation

Update Manual 14.32

Table of Contents

Bug Fixes	3
New Brighter Color Scheme	4
3 octaves touch keyboard with pitch bend function.....	5
Decay Envelope output VU-meter.....	8

Bug Fixes

-When controlling the parameter directly with MIDI CC's, these would sometimes be processed after note on's were processed, causing parameters like sample start, to be set too late. This has now been fixed.

-If a Note track Sub Position steps were not all set to zero, and you doubled the track, the position of the doubling would be incorrect. This has now been fixed.

New Brighter Color Scheme

After the previous update, some users have been complaining, that the new color scheme was a bit too dark. So now a new color scheme has been added, which is a bit more bright.

It is possible to set the desired color scheme on the MOR>COMMON page, using Edit Knob 7.

The previous color scheme is called "green", while the new one is called "Blue". While setting the color scheme, the new color scheme is shown at the knob text, to showcase the difference.



3 octaves touch keyboard with pitch bend function

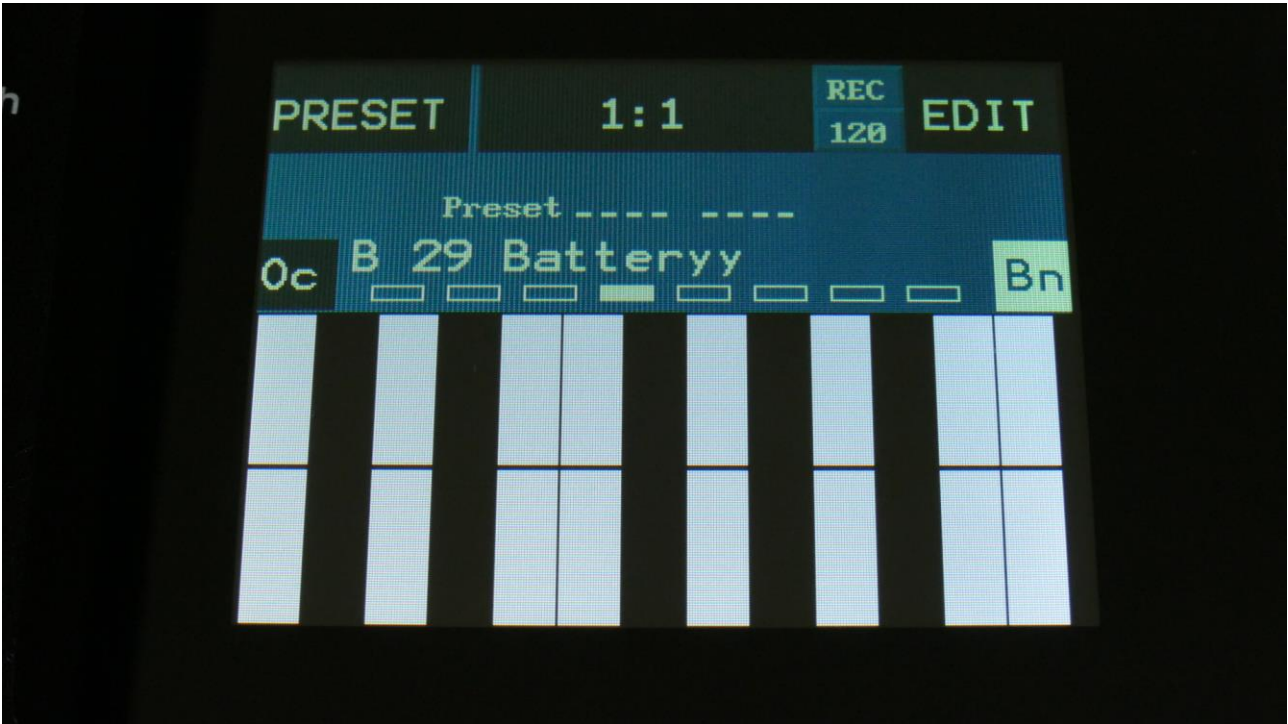


In this firmware version, the “old” touch screen keyboard with a lot of tiny keys is gone. Now the keyboard will always be one octave wide, to have the touch keys as large as possible.

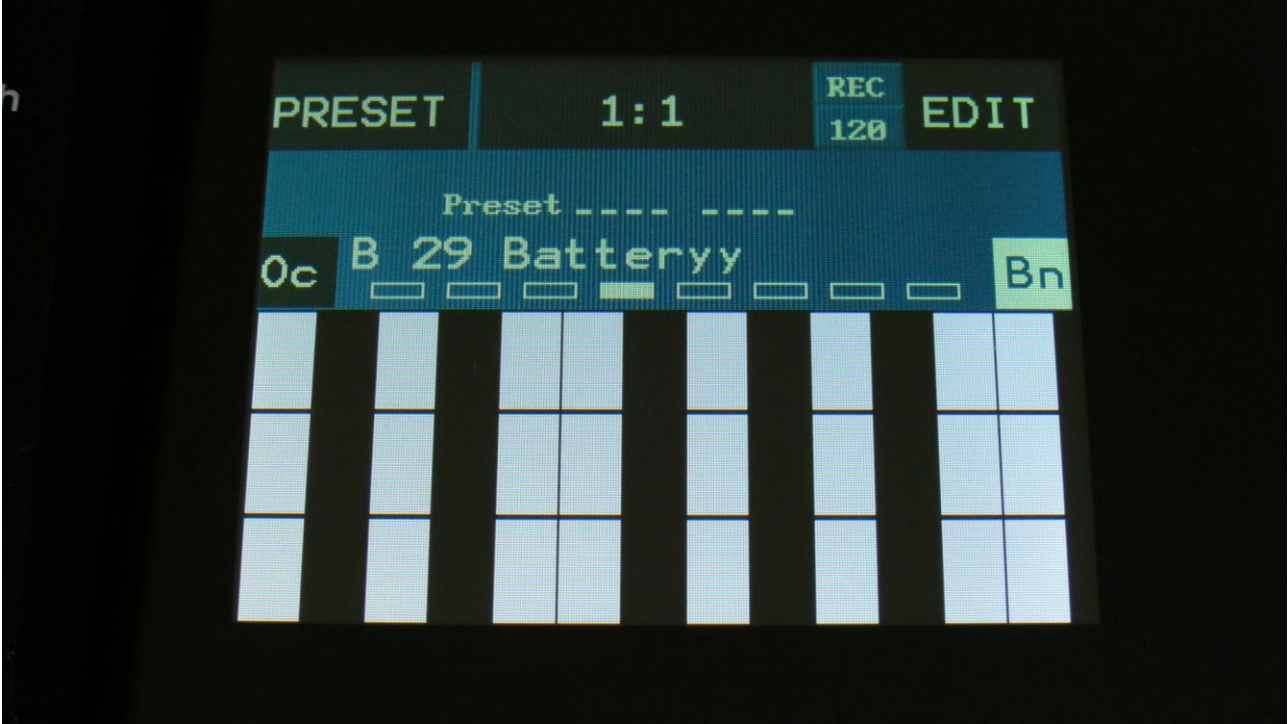
It is though still possible to have up to 3 octaves on this keyboard.

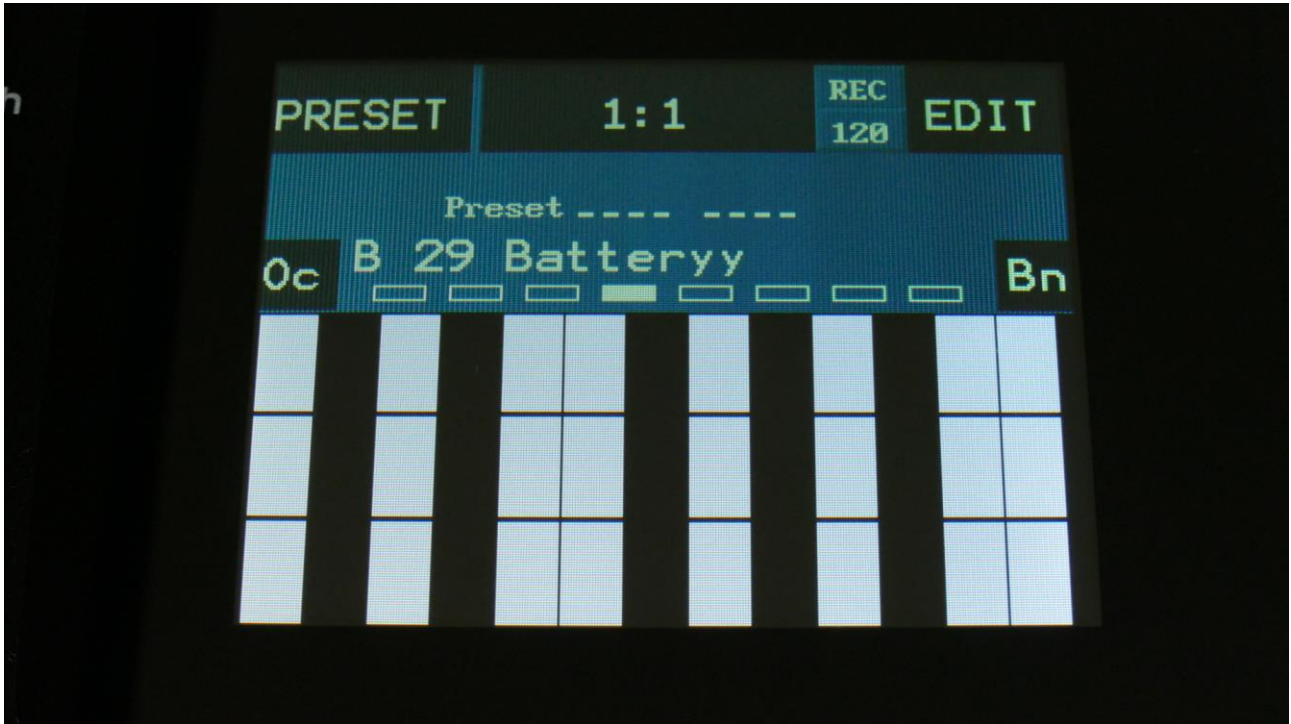
By touching the “Oc” switch to the left above the touch screen keyboard, it is now possible to have 2 or 3 octaves on the keyboard.

I personally think, that this solution is much more usable, than the old one with super tiny keys.



When 2 octaves are selected, the upper and lower octaves get divided by a line in the middle of the keyboard. When 3 octaves are selected, the upper, middle and lower octaves get divided by 2 lines.





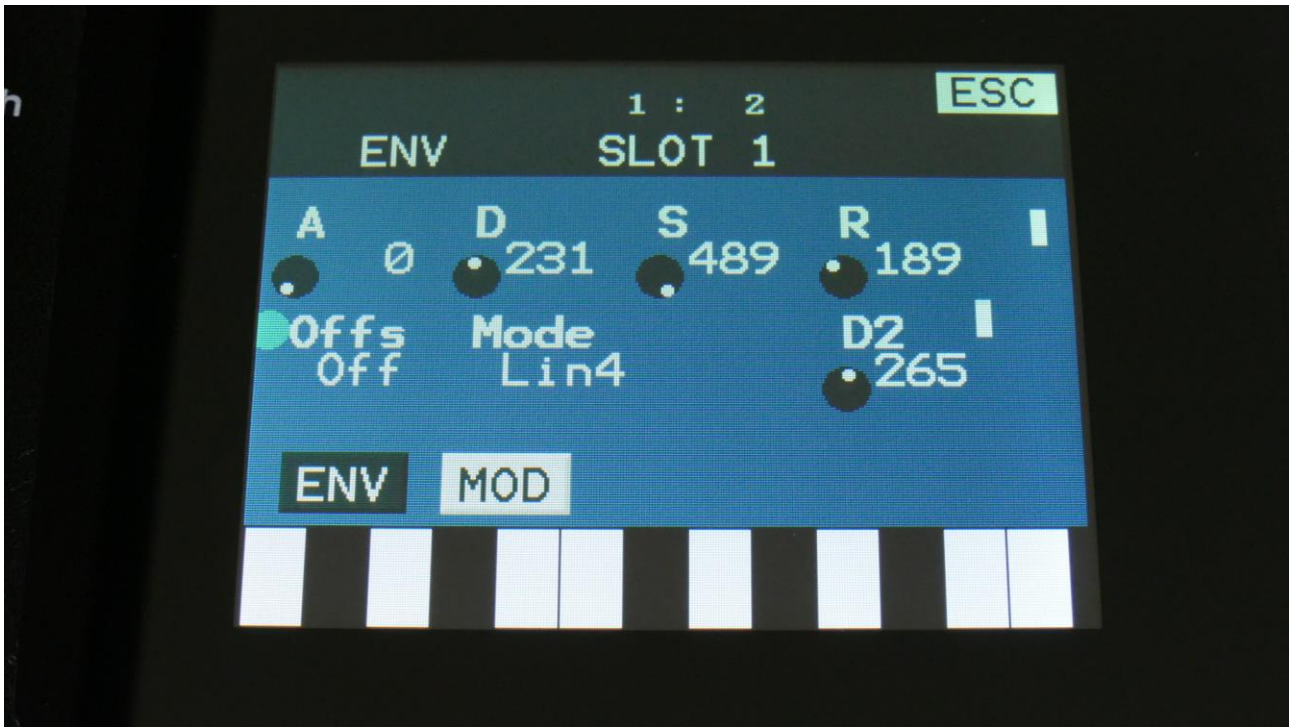
When the keyboard is not in bend mode, swiping your finger over the it, will make it trigger each note.

If you activate Bend mode, by touching the “Bn” button to the right just above the keyboard, so that this turns dark blue, a note will only be triggered, the moment you put your finger on the keyboard.

Swiping your finger over the middle of the keyboard, will activate the bend function, and you can pitch bend the sound up and down, centered around the middle of the touch keyboard.

Please notice that these new keyboard functions only work on the Preset and Song Select (Main) pages.

Decay Envelope output VU-meter



An output VU-meter has now been added to the Decay Envelope, near the D2 parameter.

Written by
Flemming Christensen
2022

www.gotharman.dk